



OUR LADY'S SCHOOL NEWSLETTER

24 July 2020

www.olsunshine.catholic.edu.au

Parish Priest: Fr. Peter-Damien McKinley
Principal: Ms. Patrizia Bertani
Parish Mass Times: Saturday 6:00pm
Sunday 9:00am, 10:30am & 5:30pm
School Phone: 9312 2230
School website: www.olsunshine.catholic.edu.au
Our Lady's is a Child Safe School

'Be strong and courageous. Do not be afraid; do not be discouraged, for the Lord your God will be with wherever you go.' Josh 1:9

Dear Parent,

We have had a very smooth transition back to remote online learning. I am very proud to say that the teachers are getting a much higher number of students attending to the online learning and most classes are getting close to or up to 100% attendance. This is a fantastic effort and we want to thank you the parents for making it possible. We appreciate just how difficult it is ;as we know many of you are working from home while at the same time supporting your children's learning. As a school community we need to continue to work together to make sure our children are engaging as much as possible with their teachers and their peers. Feel free to contact your child's teacher or myself if you require further support. We are all in this together.

I have sent out a letter to inform you that the Semester One Reports will not be printed this year. The reports will be sent to you via a parent portal. The link will be emailed to you on Friday the 31st of July via your email address. Please make sure the school has your correct email address otherwise you will not receive your child's report. You will then be contacted by your child's teacher to make an appointment to discuss your child's progress and report. This will happen from the 4th of August to the 7th of August, by telephone or Google Meet.

Introducing our beautiful new recycled green seat!

Each year we work on trying to improve the way we do things at Our Lady's school so that we implement more and more sustainable practices.

Thank you to our Sustainability Leader Jo McManus who successfully applied for a grant from Melbourne Water. This meant that we received brand new recycling bins for each classroom and the staffroom. We were also very fortunate to have this very special green seat donated to our school. As you can see we have placed the seat in the garden just outside my office.

This seat is made from 21,000 bits of recycled plastic! It is a great example of reusing and repurposing plastics which would otherwise go to landfill. I love our green seat and hope you do too.



Decisions Prayer

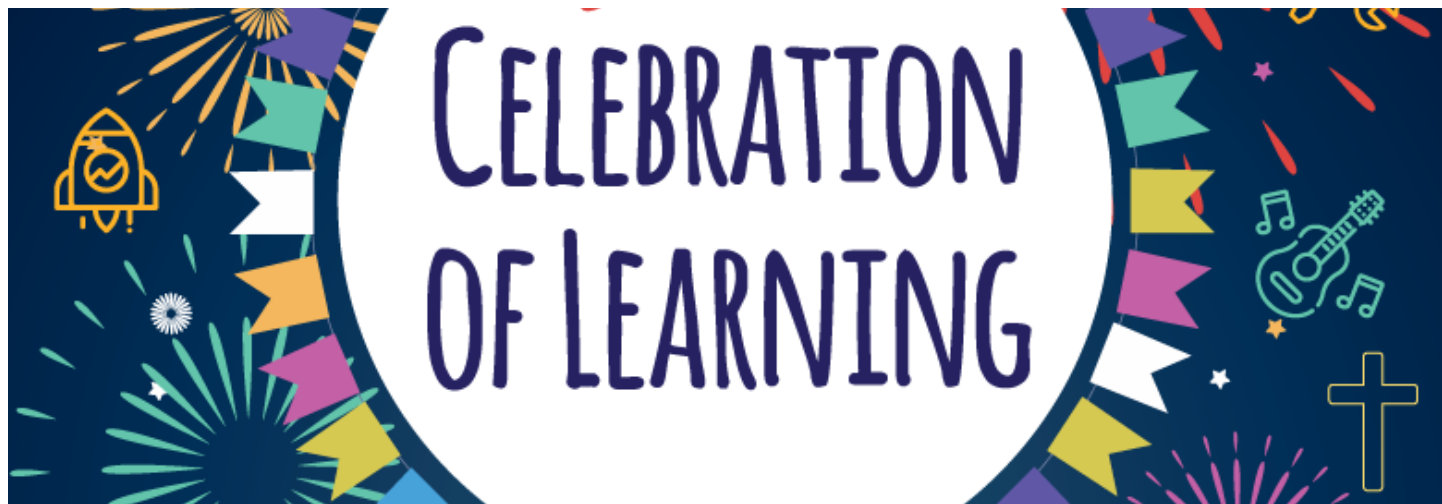
We pray about the choices we make. God knows our hearts.

God, caring Father and our Creator, we ask you to help us make good decisions in our lives.

As we grow and face challenges, be with us in the choices we make. Help us to know that what we do affects our lives and the lives of others. Give us the courage and the strength to do what is right even when it is difficult. We ask this through Jesus Christ and the Holy Spirit.

Amen





FI

Akoldh - For joining us for the first time on Google meet. We loved seeing your beautiful face and you participated so well. *From Ms. Cam Tu*

Liam - For being a Self-Manager and showing persistence. I loved your story about sleeping over a friend's house. *From Ms. Cam Tu*

FJ

Bilaipha K - Bravery Award. For being brave to join in our class google meet and contribute your thoughts. Keep being brave and speaking up - we love to hear what you say! *From Miss Severino*

Dylan T - For most improved Self Management skills. You have taken your time and effort with drawing your pictures and using the Lips the Fish strategy to help you spell words. Keep up the awesome effort! *From Miss Severino*

1K

Vivienne M - For creating her own app, The Flower App. A very creative idea and a great way to communicate information. I loved your creativity and thinking Vivienne! *From Miss Karen*

Stephanie - For your wonderful participation in the Maths Google Meet by answering questions and sharing your knowledge of number patterns. *From Miss Karen*

1L

Olivia T - For taking on feedback from her teachers and making changes to improve her work! Great job! *From Miss Steph*

Si Ngo Khe K - For quickly adapting to remote online learning and learning to use technology in new ways! *From Miss Steph*

2M

Kayla M- For using different reading strategies to decode difficult words. Really well done. *From Miss Scarpaci*

Sienna C For working to the best of your ability in all subjects during remote learning. Keep up the amazing work. Well done. *From Miss Scarpaci*

2N

Grace N - For demonstrating your comprehension of a non-fiction text during our Guided Reading group this week! Keep it up Grace! *From Ms Howe*

Ava D - For actively taking part in learning discussions during our whole class Google Meetings this week! It has been wonderful to listen to your thoughts and see you so engaged! Well done Ava! *From Ms Howe*

3E

Tial K - For joining our class Google Meet every day this week and completing your learning activities to a very high standard! Keep it up! *From Miss O'Connell*

Jonti M - For working hard on his learning activities this week and for writing an excellent rhyming poem! Well done! *From Miss O'Connell*

3F

Eva T - For being a Self-Manager during Remote Online Learning, emailing your teacher for assistance and taking feedback to improve your work online! *From Ms Murphy*

Ari I - For being a Self-Manager during Remote Online Learning, joining the class Google Meets, Reading Groups and staying on top of all your work! Keep it up! *From Ms Murphy*

4G

Kayden N- for demonstrating dedication and perseverance in his learning from the very beginning of this round of online remote learning. *From Mrs Sales*

Richard N- for demonstrating perseverance and a strong work ethic in his learning from the beginning of this round of online remote learning. *From Mrs Sales*

4H

Elizabeth N- for an imaginative and creative video instruction on how to wear a face mask. *From Mr Wickham*

Chloe F- For being a true Self Manager by asking for clarification with her learning task in Mathematics. *From Mr Wickham*

5C

An D - For using the self-manager learning asset to help him stay up to date with all his learning tasks. You organise your day to make sure you complete all your work. *From Miss Wendy*

Ryan N- For being an amazing Thinker and a great Self Manager. You are really reflecting on your learning and organising yourself. *From Miss Wendy*

5D

Kobe P - For doing his best to be a self-manager by organising himself for his learning. Well done joining the google meets this week and completing the activities! *From Mrs Mendoza*

Digby W - For the deep thinking and reflection you have shown in all areas of your learning this week. Keep up the great work! *From Mrs Mendoza*

6A

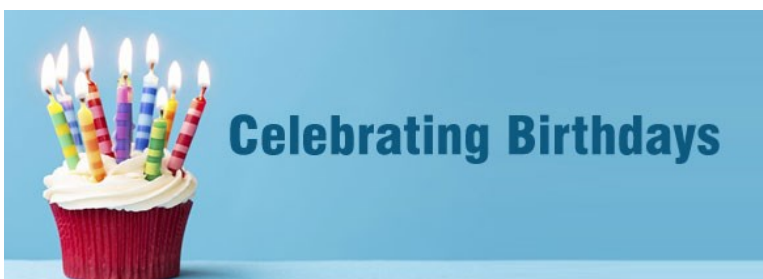
Alysia I - For showing persistence and positivity throughout your learning. Your Growth Mindset and Courage is admirable. *From Ms Kaan*

Matthew H -For your positive mind set towards learning which filters into our Google Meets where you share great stories and your great sense of humour! *From Ms Kaan*

6B

Bawi T - For showing great improvement in your return to remote learning. You are working hard to improve as a self-manager and sharing all your work. Well done! *From Ms. Gurry*

Kelly T - For showing great improvement in your return to remote learning. You are working hard to improve as a self-manager, attending all meetings and sharing your work. Well done! *From Ms. Gurry*



Yours sincerely,

Patrizia Bertani

Ms Patrizia Bertani

Principal

principal@olsunshine.catholic.edu.au

Ava H FJ	Olive M F J
Alexander S 2 M	Kayla M 2 M
Matilda L 2 M	Nevaeh M 2 M
Khy P 2 M	Jonah H 2 N
Charlize D 3 E	Ari I 3 F
Eden H 4 G	Peter L 4 H
Jasmine N 4 H	Michael C 5 C
An D 5 C	Ryan N 5 C
Chum C 5 D	Esthy K 5 D
Joseph C 5 D	Kobie H 5 D
Owen A 6 B	
Nubia	Steve
Leo	Ms Howe
Mrs Koefoed	Mrs Martinez

HOW TO WEAR A NON-MEDICAL FABRIC MASK SAFELY

[who.int/epi-win](https://www.who.int/epi-win)

Do's →



Clean your hands before touching the mask



Inspect the mask for damage or if dirty



Adjust the mask to your face without leaving gaps on the sides



Cover your mouth, nose, and chin



Avoid touching the mask



Clean your hands before removing the mask



Remove the mask by the straps behind the ears or head



Pull the mask away from your face



Store the mask in a clean plastic, resealable bag if it is not dirty or wet and you plan to re-use it



Remove the mask by the straps when taking it out of the bag




Wash the mask in soap or detergent, preferably with hot water, at least once a day



Clean your hands after removing the mask

Don'ts →



Do not use a mask that looks damaged



Do not wear a loose mask



Do not wear the mask under the nose



Do not remove the mask where there are people within 1 metre



Do not use a mask that is difficult to breathe through



Do not wear a dirty or wet mask




Do not share your mask with others

A fabric mask can protect others around you. To protect yourself and prevent the spread of COVID-19, remember to keep at least 1.5 metre distance from others, clean your hands frequently and thoroughly, and avoid touching your face and mask.



World Health Organization

Our Lady's Primary School	System Update: 23.07.2020	
Version 0.3	Date of Next Review: 28.04.2021	

Remote On-Line Learning Policy

Google Meet, Google Suite and Seesaw

Our Lady's school has organised for safe, remote, online learning to be implemented F-6 for the purpose of students' education continuing during the COVID-19 health crisis.

This guide explains the protocols when teaching and learning from home, for parents, students and teachers.

During this period of remote learning your child will be invited to participate in whole class, as well as small group learning opportunities if required.

If your child is invited to participate in a small group learning opportunity, for the purpose of their education, you will be informed by a staff member. Ideally, we would ask that a parent/adult/older sibling is present and in the same room as their child while the Google Meet is held.

On-Line Safety Responsibilities:

Parents and Carers:

It is important for Parents & Carers to ensure that members of their family adopt and maintain safe 'on-line' practices at all times. This includes, but is not limited to:

- » Ensuring all family members are aware of the school expectations when working online and the school's Technologies Policy/User Agreement, in accordance with eSafety Commission ['Are They Old Enough'](#) guidelines.
- » Develop family expectations for screen time, sharing working spaces, using security controls and boundaries for social media use.
- » Refer to the [Top 5 Online Safety Tips for Kids](#) and consider developing a personal safety plan. Discuss this plan and share this with your family.
- » Use only credible sources for content searches online.

Students:


Staying safe online:

- » Always remain SMART, SAFE and RESPECTFUL online.

If you experience anything, that makes you feel uncomfortable or upset, you can:

- take screenshots for evidence
- do not respond to anything unkind or disrespectful - Leave the program immediately.
- tell the adult in charge.
- Report the incident to your teacher.

Google Meet Parents and Carer Responsibilities:

Our Lady's Primary School	System Update: 23.07.2020	
Version 0.3	Date of Next Review: 28.04.2021	

Before the Google Meet starts:

- » Set-up a device in a safe and quiet space using an internet enabled device, which supports your child's learning.
- » Make sure your child has everything they need for the lesson
- » Make sure others in your house know your child will be in a Google Meet so they are not interrupted.
- » Your child should be dressed ready for learning (e.g. not in pyjamas).
- » Remind your child that the rules used at school also apply in an online meeting classroom.

During the Google Meet:

- » Make sure that your child remains on task and is using their device correctly. They should not be playing 'on-line' games or be watching videos unless this is an instruction for their teacher.
- » Your child should be engaged in the lesson by:
 - o actively listening,
 - o asking questions
 - o completing online exercises

After the Google Meet:


Parents and Carers please make sure that:

- » Your child completes tasks as best they can.
- » Your child contacts their classroom teacher if they are having difficulty in completing any activity.

If you have any difficulties please do not hesitate to contact their classroom teacher to discuss the possibility of alternative arrangements.

Google Meet Student Responsibilities:

- Read all information/emails/instructions from your teacher.
- Complete set learning activities.
- Upload your work as requested by your teacher for feedback.
- Participate in Google Meets.
- Contact your classroom teacher if you are having difficulty in completing any activity or require clarification or additional assistance.

Our Lady's Primary School	System Update: 23.07.2020	
Version 0.3	Date of Next Review: 28.04.2021	

Before the Google Meet starts:

- Make sure your devices are charged and connected to power and your home internet.
- Find a quiet place in your house.
- Place your device on a flat surface.
- Use headphones (if you have them).
- Bring a pencil and paper and any work you need for the lesson, as well as questions about your work.
- Go to the toilet before the meeting.
- Please eat before or after the meeting, not when the meeting is taking place.
- Be on time for your Google Meet. Enable your camera at the start of the meeting so that everyone can see you.

Logging in:

Foundation -Year 1

- Make sure you are logged into your Seesaw account and your class google account


Year 2-6

- Make sure you are logged into your Seesaw account and your Google account

During remote online learning (Google Meet, Google Drive and Seesaw)

- At all times show respect to others by showing your face on the screen. It is not acceptable to replace your face with a symbol during a Google Meet.
- Do not use any other device during Google meetings. There should be no texting to each other as this is disrespectful to others.
- Put your hand up and ask to leave the Google meeting. It is not polite to just leave without asking your teacher first.
- Keep your microphone on mute unless the teacher asks you to turn it on.
- Follow the school rules when learning online.
- Use polite and respectful language when communicating (speaking/writing messages) online with your teachers and your classmates.
- Use technology responsibly and follow the Student Technologies Policy/ Agreement
- Raise your hand to speak. Do not use the "Chat" feature unless instructed to by the person running the meeting.
- Stay calm if your technology does not work. Try re-joining the Google Meet.
- When the meeting finishes all students should leave the meeting before the teacher does.
- Stay comfortable and remember to stand and stretch regularly during your online learning.

Respectful Online Participation for Learning and Wellbeing:

Our Lady's Primary School	System Update: 23.07.2020	
Version 0.3	Date of Next Review: 28.04.2021	

To ensure the safety and wellbeing of all students participating in on-line learning and Google Meets the following provisions must be considered:

- » All Google Meets, chat and direct messages will be monitored. Please remember to act within school expectations.
- » All Google Meets will take place according to the Our Lady's School Remote Online Learning policy, The Our Lady's Technologies policy, the school rules and Gospel values.
- » Whatever goes online, stays online. Take pride in yourself as a member of the school community.

Privacy:

The Our Lady's School Technologies Policy /User Agreement requires all users to take reasonable steps to protect the personal information that is held from misuse and unauthorised access.

Our School Lady's school stresses that you take responsibility for the security of your device (e.g. computer, iPad, phone) and not allow it to be used by an unauthorised party.

MARIAN COLLEGE WEST SUNSHINE ENROLMENTS

Key Enrolment Dates for Year 5 students in 2020 starting Year 7 in 2022:

9 October 2020 - Applications Close

1 December 2020 - Offers posted to prospective Year 7, 2022 applicants

15 December 2020 - Final date for acceptance of offers are made

Online Year 7 2022 Information Night:

This online event will be hosted by our Principal Mr Ray Pisani, you will hear from members of our Staff Leadership Team regarding Academic programs and student wellbeing, our Year 7 Coordinator and our Year 12 Lamp Bearers.

By joining us online for this event you will gain general information about our College, Academic Programs, facilities, student wellbeing, our Year 7 subjects and programs and the transition to starting at our College. There will be opportunity for questions and answers at the end of the event.

<http://www.mariansw.catholic.edu.au/2215>

Online Talk & Tour

The online Talk & Tour will introduce you to Marian College, provide you with information about our College, programs, facilities, and our enrolment process. Tours are led by our Principal, or a member of our Staff Leadership Team. There will be opportunity for questions and answers at the end of the Talk & Tour.

<http://www.mariansw.catholic.edu.au/2210>

Enrolment Application Form:

Our Enrolment Application Form is available on our website under College Information, Enrolment or by clicking the following link:

<http://www.mariansw.catholic.edu.au/media/1037/updated-enrolment-form-july-2014.pdf>

Alternatively families can contact our College Receptionist on 93631711 to request an Enrolment Prospectus Package or for any further inquiries.



Join us **online** for our
**YEAR 7 2022
INFORMATION NIGHT**
All year levels welcome

**Wednesday
12 August 2020
at 7pm**

**Applications
for Year 7 2022
are now open**
Applications close 9 October 2020
Limited places available for Years 9-12 2021

For bookings, visit:
www.mariansw.catholic.edu.au
Marian College Sunshine West
A Kildare Education Ministries Catholic school for girls in the Brigidine tradition
196 Glengala Road Sunshine West VIC 3020 | 09 9363 1711



**YEAR 7 2022
ENROLMENTS OPEN**
Close 21 August 2020

Secure your place cccc.vic.edu.au

Virtual Tours now available!

To book contact us on 9296 5311 or email admissions@cccc.vic.edu.au





OUR LADY OF THE
IMMACULATE CONCEPTION
PARISH PRIMARY SCHOOL

32 Station Place
Sunshine Victoria 3020
Telephone: (03) 9312 2230
Facsimile: (03) 9312 2313
ABN 82 500 307 649



Dear Parents, Guardians and Carers,

Re: Nationally Consistent Collection of Data on School Students with Disability (NCCD)

Every year, all schools in Australia participate in the Nationally Consistent Collection of Data on School Students with Disability (NCCD). The NCCD process requires schools to identify information already available in the school about supports provided to students with disability. These relate to legislative requirements under the *Disability Discrimination Act 1992* and the Disability Standards for Education 2005, in line with the *NCCD guidelines* (2019).

Information provided about students to the Australian Government for the NCCD includes:

- year of schooling
- category of disability: physical, cognitive, sensory or social/emotional
- level of adjustment provided: support provided within quality differentiated teaching practice, supplementary, substantial or extensive.

This information assists schools to:

- formally recognise the supports and adjustments provided to students with disability in schools
- consider how they can strengthen the support of students with disability in schools
- develop shared practices so that they can review their learning programs in order to improve educational outcomes for students with disability.

The NCCD provides state and federal governments with the information they need to plan more broadly for the support of students with disability.

The NCCD will have no direct impact on your child and your child will not be involved in any testing process. The school will provide data to the Australian Government in such a way that no individual student will be able to be identified – the privacy and confidentiality of all students is ensured. All information is protected by privacy laws that regulate the collection, storage and disclosure of personal information. To find out more about these matters, please refer to the [Australian Government's Privacy Policy](https://www.education.gov.au/privacy-policy) (<https://www.education.gov.au/privacy-policy>).

Further information about the NCCD can be found on the [NCCD Portal](https://www.nccd.edu.au) (<https://www.nccd.edu.au>).

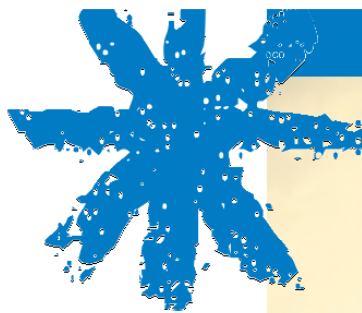
If you have any questions about the NCCD, please contact the school.

Kind regards,

Patrizia Bertani
Principal



insights



Help your child achieve

by Michael Grose

One way to help your child achieve at school is to work together with your child's teacher. The parent-teacher partnership takes work from both sides to become a reality. Here are some ideas that will help.

There's no doubt that the best outcomes for kids happen when teachers and parents work together to support children's learning. Here are 10 ways you can work with your child's teacher to maximise your child's chances of school success.

1. Know what your child's teacher is trying to achieve

Like children, every teacher is different with their own specific expectations, goals and interests. Get to know your child's teacher and gain an understanding of their approach and aspirations for your child's class.

2. Keep your expectations reasonable and positive

If your expectations are too high your teacher may give up. Too low and they will meet them! The trick is to keep your aspirations for your child in line with their ability and their interests. Also be realistic about what your child's school can deliver. Sometimes our expectations of schools are not in line with their capabilities or their roles.

3. Support your teacher's expectations & activities at home

One practical way of supporting your child is to take a real interest in their home-based learning tasks and follow the guidelines laid out by teachers.

4. Send kids to school ready to learn and on time

Maximise your child's chances of success by sending them to school in a good frame of mind, with plenty of sleep and a good breakfast. Also make sure they get to school on time. It's estimated that many kids miss up to two weeks of school a year when they are routinely late by just five minutes a day.

5. Inform teachers of your child's challenges and changes

Life's not always smooth sailing for kids. Family circumstances can alter. Friends move away. Illness happens. These changes affect learning. Make sure you keep your child's teacher up-to-date with significant changes or difficulties your child experiences, so he or she can accommodate their emotional and learning needs at school.

6. Skill children to work with others

Schools are social places requiring children to work and play with each other much of the time. Teaching manners to kids, as well as encouraging them to share their time, space and things with others are practical ways to help kids with their social skills. Talk through any social challenges they may have, helping them develop their own strategies to get on with others.



7. Respectfully seek joint solutions to problems and difficulties

Resist the temptation to solve all your children's problems or think you have the only solution. Most learning and social problems can be resolved when teachers and parents work together in the best interests of the child.

8. Participate fully in class & school activities

There is a huge body of research that points to the correlation between parent involvement in a child's schooling and their educational success. Quite simply, if you want your child to improve his learning then take an interest in his learning, attend as many school functions as you can, and follow the lead provided by your child's teacher. This simple strategy will have a massive, long-term impact.

9. Trust your teacher's knowledge, professionalism and experience


Your child's teachers are your greatest allies. Their training, their experience around kids, and their objective professionalism puts them in a strong position to make judgement calls about your child.

10. Talk up what happens at school

Your child will take their cues from you about how they see their school. If you want your child to value learning, and enjoy their time at school then you need to support your school and make sure he or she hears positive messages about learning, teachers and the school itself. You can set a strong educational agenda at home by talking up your school.



This type of 10-point plan is easy to read but hard to put into practice, particularly when you get busy or your child has significant difficulties. Choose two or three ideas from this list to really focus on in the coming year and you'll find that the rest will fall into place. Good luck and nurture the partnerships you have with your child's teachers.



Michael Grose

Michael Grose, founder of Parenting Ideas, is one of Australia's leading parenting educators. He's the author of 10 books for parents including Thriving! and the best-selling Why First Borns Rule the World and Last Borns Want to Change It, and his latest release Spoonfed Generation: How to raise independent children. A trailblazer in the parenting and educational scenes Michael regularly appears in the media throughout Australia in programs including The Project, The Today Show and ABC radio.



The farmer scattered good seed

16th Sunday in Ordinary Time, Year A

Gospel

Mt 13:24-30

Jesus put a parable before the crowds, 'The kingdom of heaven may be compared to a man who sowed good seed in his field. While everybody was asleep his enemy came, sowed darnel all among the wheat, and made off. When the new wheat sprouted and ripened, the darnel appeared as well. The owner's servants went to him and said, "Sir, was it not good seed that you sowed in your field? If so, where does the darnel come from?" "Some enemy has done this" he answered. And the servants said, "Do you want us to go and weed it out?" But he said, "No, because when you weed out the darnel you might pull up the wheat with it. Let them both grow till the harvest; and at harvest time I shall say to the reapers: First collect the darnel and tie it in bundles to be burnt, then gather the wheat into my barn."

Write down or draw some of the things we need to make ourselves grow.



Help the farmer scatter the seed and find the path to the wheat. Keep a look out for weeds!

