



OUR LADY'S SCHOOL NEWSLETTER

10 October 2019

www.olsunshine.catholic.edu.au

Parish Priest: Fr. Peter-Damien McKinley
Principal: Ms. Patrizia Bertani
Parish Mass Times: Saturday 6:00pm
Sunday 9:00am, 10:30am & 5:30pm
School Phone: 9312 2230
School website: www.olsunshine.catholic.edu.au
Our Lady's is a Child Safe School

'In his hand is the life of every living thing and the breath of all mankind' Job 12:10

DATES FOR THE DIARY

Tues 15 Oct

Confirmation Parent Session
with Rev Dr Elio Capra

Thurs 17 Oct

Our Lady's School 100th Birth-day

Mass at 11.30am. Remember to RSVP to the Office if you would like to attend.

Wed 23- Fri 25 Oct

Grade 5 Camp to Narmbool

Fri Oct 25

Day for Daniel - wear something RED to school today

Fri 1 Nov

8.45am P&F Meeting

Mon 4 Nov

Report Writing Day - no school for the children

Tues 5 Nov

Melbourne Cup Public Holiday - no school for the children

Mon 18-Fri 29 November

Whole School 10 Day Intensive Swimming program

Mon 16 Dec

Graduation Mass for Gr 6 at 5.45pm

Tues 17 Dec

Last Day of 2019

11.30am Final Mass

3.15pm School finishes for 2019

SACRAMENTS

Thurs 10 Oct

7.00pm Reconciliation

Fri 15 Nov

7.00pm Confirmation

Dear Parent,

Welcome to Term 4! It is so hard to believe we are now in the final term for the school year. I hope the school holidays over the past two weeks were a restful break for your child/children and they are fully immersed into the first week back. It was wonderful to see so many happy faces enter the school gates on Monday morning as I was on yard duty. The students have been quite settled and engaged in the learning experiences. Ms Bertani has been unwell this week and is looking forward to returning next week.

This week is a very special week in the lives of many of our Year 3 students who will be making their First Reconciliation this evening. The students and teachers have been preparing for this special Sacrament since last term and we ask you to keep all children in your prayers.

During the end of last term, our *Step back in Time* dress up day was a huge success. The pasta making workshop was extremely successful and enjoyed by students and staff alike! It was wonderful seeing the students enjoying so many classic games. We have received the photos captured by the professional photographer, and have included some more photos in this newsletter for you to enjoy.



Reconciliation Candidates 2019

Please pray for us



Reconciliation



Jesus, reconciliation is a big word. It means that when we do anything unjust, to hurt other people, we need to tell them we are sorry, that we will try not to hurt them again, that we want to be friends with them always. Thank you for the sacrament of Reconciliation, which helps me to tell you that I am sorry for the times when I have done anything to hurt you and other people, and that I want to be friends with you again, after I have turned away from you. Please forgive me, Jesus.



Celebrating 100 Years of Catholic Education 1919-2019

100 Year Mass and celebrations: As you know, on Thursday 17th October, we will be celebrating 100 years of Our Lady's School. We are all looking forward to our special mass and celebration next week. Thank-you to all those who have provided their RSVP to assist us with catering.

Learning experiences: Throughout the past few days and over the coming weeks, many classes have been or will be participating in incursions and/or excursions to set the scene for their Faith-Life Inquiry unit. As always, information and photos are shared on See-Saw and we hope you continue to use this opportunity to engage in conversations with your child about their learning.



Preparation for 2020 classes: On Monday, a letter went home to all families with information for 2020. I have included the same information in this week's newsletter just in case you did not see the letter on Monday:

At this time of the year the school is making arrangements for staffing and classes for 2020.

Next week we will begin the process of class compositions for 2020. This process usually takes about a month and a great deal of time and energy goes into the decision-making process. We give the children a voice by asking them to list 6 children they would like to be in their class and we guarantee that each child will have one friend that they have listed.

Please take the time to talk to your child about who they will list as their friends and encourage them to think about listing children who will support them in their learning and help them to be a better learner in the classroom rather than someone they would like to play with. The staff work very hard to make sure that we provide a supportive and engaging learning environment for each child and this process plays a large part in this.

The class structure for 2020 will not change; we will still maintain two classes for each year level. None of the classes will be composite; they will all be straight classes from Foundation to Year 6.

If you have any educational concerns about your child's placement for 2020 you will need to communicate these to Ms Bertani in writing via email on pbertani@olsunshine.catholic.edu.au by Tuesday 15th October 2019. It is essential that all letters have been received by 15/10/19.

As we are planning for 2020, we ask that parents let us know as soon as possible if their children are not returning to Our Lady's next year. We have had many inquiries about places for 2020 and we need to let these parents know if there are places for their children. We currently have a waiting list for Prep and several of the other year levels are full, with enrolment enquiries coming in. **If your child is not returning in 2020 (apart from our current year 6 children) please complete the form included in the newsletter and return it to the office. It is vital that you return this form as soon as possible.**

Promoting Child Safety - A Day for Daniel: On Friday, October 25th, Our Lady's will be participating in the registered event 'A Day for Daniel' for the third time. It has been organised by the Daniel Morecombe Foundation to help promote and educate children about safety. On this day, students are encouraged to wear something RED which could be a red tee-shirt, headband or red socks. *If your child does not have anything red to wear, please send them to school in their normal uniform for the day.* To prepare for this day the students will have participated in a number of 'Child Safety' lessons, which also support our Social and Emotional Learning Program. These lessons promote and teach students to **Recognise, React and Report** if they find themselves in situations that make them feel unsafe. *We encourage you to continue to talk to your child about what they are learning in class.*



Keeping kids safe!

TRANSITION TO SUMMER UNIFORM:

Just a reminder, that in the first 2 weeks of this term, students will be allowed to wear either the Winter or Summer uniform. This is because the weather can still be quite variable. We will then move into **Summer uniform only beginning in Week 3 on Monday the 21st of October.**

All students will be required to wear a hat and apply sunscreen when outdoors from the beginning of Term 4. This is an important way to ensure that our students are protected at all times from the harmful rays of the sun.

Yours sincerely,

Christine Carabott


Mrs Christine Carabott

Deputy Principal

ccarabott@olsunshine.catholic.edu.au

As always, we hope to see you at our weekly assembly at 2.40pm each Friday in the Hall.

Celebrating 100 Years of Catholic Education 1919-2019



Step Back in Time & Pasta Day





Celebrating 100 Years of Catholic Education 1919-2019



Step Back in Time & Pasta Day





Year 6 Chemistry Incursion



EXTEND UPDATE.



| Monday | Tuesday | Wednesday | Thursday | Friday |
|-----------------|--------------|--------------------------------|--------------|---------|
| Sports carnival | Yoga session | Design your own birthday cards | Science quiz | Cooking |

The Extend Superstar is...

Betty... for positively contributing to sorting out kitchen cabinets, arts and crafts cupboard and sports bucket on the first day of term 4 Well done ☆

What's Been Happening?

Welcome back from what was a relaxing and enjoyable break. We look forward to term 4 and beginning our new enrichment program, community links, sustainability projects, cooking, exploring science, sports, arts and crafts and of course lots of fun.

Families, just a reminder if your children have any preloved books and games you no longer need at home, please consider donating to us here at extend after school care

Enrol and book now: extend.com.au



Children NOT returning to Our Lady's School in 2020

Family Name: _____

Child/children's names

| | |
|----------|-------------------|
| 1. _____ | 2019 Grade: _____ |
| 2. _____ | 2019 Grade: _____ |
| 3. _____ | 2019 Grade: _____ |
| 4. _____ | 2019 Grade: _____ |

Name of our new school: _____

And / Or

Our new address: _____

Signed: _____ **(Parent)**

Please return this form to the office as soon as possible

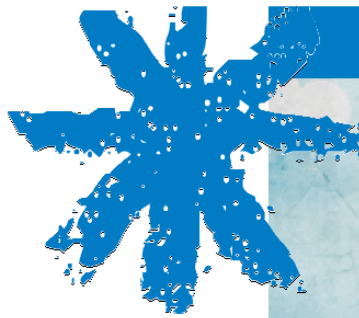


OUR LADY'S SCHOOL SUNSHINE SUMMER 2019/2020 UNIFORM PRICE LIST

| | | | |
|---|---|--|---|
| <u>JUMPERS</u> 6 - \$53.00 7 - \$55.00 8 - \$57.00 9 - \$59.00 10 - \$61.00 12 - \$63.00 14 - \$65.00 16 - \$67.00 18 - \$69.00 |  | <u>BOYS SHORTS</u> 4 - 14 16-18 \$22.00 \$23.00 |  |
| <u>SHIRT</u> <u>Short Sleeve Open Neck</u> 4 - 16 18 - 22 \$22.00 \$25.00 |  | <u>BOYS SOCKS</u> <u>(Cotton/Nylon Anklet – School Colours)</u> 9 - 12 13 - 3 2 - 8 \$10.00 \$10.00 \$10.00 |  |
| GIRLS DRESS 4 - 16 \$26.00 |  | | |
| <u>WINDCHEATER WITH SCHOOL LOGO</u> 4 6 8 10 12 14 16 \$27.00 |  | <u>TRACKSUIT PANT – RIBBED CUFF, DOUBLE KNEE</u> 4 6 8 10 12 14 16 \$27.00 |  |
| SPORT POLO T-SHIRT WITH SCHOOL LOGO 4 6 8 10 12 14 16 \$22.00 |  | <u>RUGBY SPORT SHORTS (Draw cord) & GIRLS SKORTS</u> 4 6 8 10 12 14 16 \$20.00 |  |
| SCHOOL BAG WITH SCHOOL LOGO ONE SIZE \$48.00 |  | <u>ART SMOCKS</u> SMALL MED LARGE \$16.00 |  |
| <u>LIBRARY BAGS</u> ONE SIZE \$6.00 |  | <u>SCHOOL HATS</u> LEGIONNAIRES (ONE SIZE FITS ALL) - \$8.00 SLOUCH (SMALL MED LAR) - \$10.00 |  |

parenting * ideas

insights



RESILIENCE



How to grow kids into leaders

by Michael Grose

Recently I bumped into Stephen, a friend's son in the local supermarket.


"G'day Steve*. I hear you're School Captain this year."

Seventeen-year-old Stephen shuffled a little and looked down at his feet before he said, "Yeah, I got the job." His voice was low as if he didn't want the news to get out.

I continued, "Congratulations. You should be pleased with yourself. That's quite an honour."

Finally, a smile spread across his face as he said, "Yeah thanks for that. I'm stoked actually."

Stephen's reticence to accept praise I think was due partly to his modest personality and partly to the fact that he is not a classical school leader type. Academically he holds his own but he's not an outstanding student. He's not sporty, musical and he doesn't excel in the performing arts or other fields.



But he has leadership potential written all over him. He's a wonderful young man with solid values. He's very likeable, very caring and could be described as a 'doer'. He gets stuff done.

He's also raised by parents who have inadvertently nurtured his leadership potential by not molly-coddling him or over-managing him. Neither have they over-inflated his ego telling him how wonderful he is, even when his behaviour or efforts fall short of an acceptable level.

If you believe as I do, that leaders are made, not born then the way we raise our kids has a massive impact on their leadership potential.

Here are seven ways you can foster rather than inhibit your child's or young person's leadership potential:

1. Allow children and young people to experience risk

Currently our community is risk adverse when it comes to our kids. It's a parent's job to protect our children and young people but that doesn't mean we completely insulate them from risk-taking behaviour. One European study found that if children don't play outside and have never experienced skinned knees and other small hurts, they frequently develop phobias as adults. Just as young children need to learn to fail a few times to learn it's normal,

parenting*ideas

teenagers need to experience some friendship break-ups along the way to appreciate the maturity that real relationships require. When we remove risk we increase children's dependence on others, which is the antithesis of strong leadership

2. Give kids a chance to solve their own problems

If your child left his lunch at home would you take it to him or her? If your teenager forgot a sports uniform would you take it to school if you were able? If so, you'd be inhibiting their resourcefulness by solving their problems or, alternatively, not allowing them to cope with inconvenience. Flexibility, coping skills and resourcefulness are trademarks of good leadership in both adults and young people.

3. Be realistic with praise

Stephen felt uncomfortable receiving my praise because it hadn't been overly lavished on him as a child or young man. He had to earn his parents' praise so he hasn't been conditioned to expect it as a right. Praise and feedback should be realistic and given sensitively rather than handed out like a nervous tic whenever children or young people do something well. Young people generally learn at some stage that their parents are the only people who think they're awesome, which can come as a rude shock when they hit the real world of the workforce.

4. Expect them to earn the right

A common trait among many children and young people is their strong and increasingly, false sense of entitlement. That is, many kids expect they have a right to (*pick any of the following and feel free to add to the list*): go where they want; use their mobile phone whenever they want; play in the living room without cleaning up. Alternatively, we can insist that children and young people earn their rights through hard work, responsible behaviour and being cooperative. Learning that a right needs to be earned, rather than something that's simply handed out to you, is a valuable lesson for an aspiring leader in any field of endeavour.

5. Focus on character

Currently as a community we neglect character at the expense of personality. In this current era of reality TV and social media it's not hard to get fifteen minutes of fame whereas in the past your spot in the limelight needed to be earned usually by applying yourself to a sporting, artistic or other endeavour. It's quite a turnaround. However, character strengths such as grit, conscientiousness and reliability rather than personality traits consistently appear in discussions about leadership. Parents can actively promote their character strengths of children and young people in many ways – including focusing on character in conversations; sharing stories where character paid off for them in their lives; and using every day examples of how character leads to success

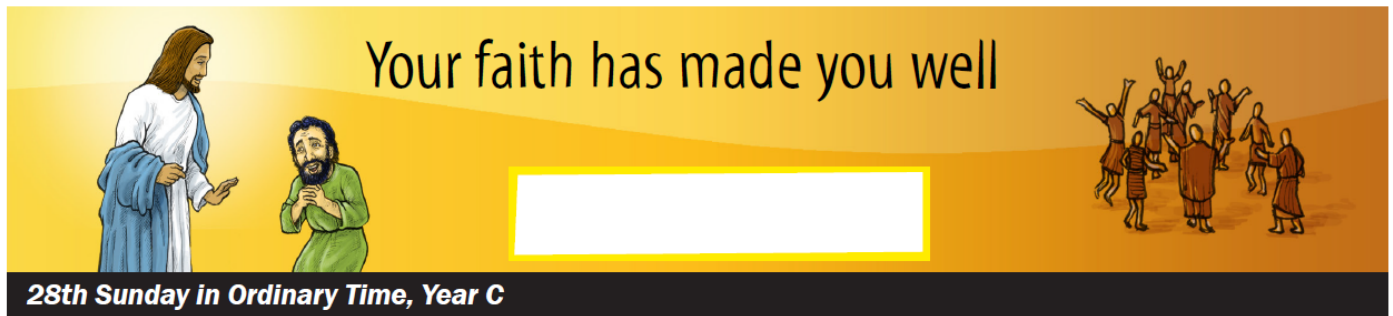
Focusing on the above strategies won't necessarily mean that your child will hold a leadership position in primary or secondary school. There are many factors involved in holding a school leadership position and being made of the right stuff is just one of them. But the qualities and traits we nurture in children and young people today will manifest in our future community, sporting and business leaders. That's why great parenting matters.

*Stephen is not the real name



Michael Grose

Michael Grose, founder of Parenting Ideas, is one of Australia's leading parenting educators. He's the author of 10 books for parents including Thriving! and the best-selling Why First Borns Rule the World and Last Borns Want to Change It, and his latest release Spoonfed Generation: How to raise independent children.



Gospel

Lk 17:11-19

On the way to Jerusalem Jesus travelled along the border between Samaria and Galilee. As he entered one of the villages, ten lepers came to meet him. They stood some way off and called to him, 'Jesus! Master! Take pity on us.' When he saw them he said, 'Go and show yourselves to the priests.' Now as they were going away they were cleansed. Finding himself cured, one of them turned back praising God at the top of his voice and threw himself at the feet of Jesus and thanked him. The man was a Samaritan. This made Jesus say, 'Were not all ten made clean? The other nine, where are they? It seems that no one has come back to give praise to God, except this foreigner.' And he said to the man, 'Stand up and go on your way. Your faith has saved you.'

When are some of the times you can ask Jesus for help?

Fill in the missing letters, then match them up by number in the large boxes to reveal the message of this story.

- Jesus was on h₂□s way to Jeru₁₀□alem.
- Te₈□ lepers asked Jesus to take pi₅□y on them.
- Jesus told them to s₆□ow themselves to the pri₄□sts.
- One of the men disco₃□ered he was heale₁₅□, and returned to Jesus, giving praise to □₁od.
- He b₁₂□wed down at Jesus' fee₁₁□ and than₉□ed him.
- Jesus then told him, "□₁₃et up and g₁₄□. Your f₇□ith has made you well."

| | | | | | |
|--|--|--|--|--|--|
| <div style="display: flex; justify-content: space-around;"> <div style="border: 2px solid black; width: 40px; height: 40px;"></div> <div style="border: 2px solid black; width: 40px; height: 40px;"></div> <div style="border: 2px solid black; width: 40px; height: 40px;"></div> <div style="border: 2px solid black; width: 40px; height: 40px;"></div> </div> <div style="display: flex; justify-content: space-around; font-weight: bold;"> 1 2 3 4 </div> | | | | | |
| <div style="display: flex; justify-content: space-around;"> <div style="border: 2px solid black; width: 40px; height: 40px;"></div> <div style="border: 2px solid black; width: 40px; height: 40px;"></div> <div style="border: 2px solid black; width: 40px; height: 40px;"></div> <div style="border: 2px solid black; width: 40px; height: 40px;"></div> <div style="border: 2px solid black; width: 40px; height: 40px;"></div> <div style="border: 2px solid black; width: 40px; height: 40px;"></div> </div> <div style="display: flex; justify-content: space-around; font-weight: bold;"> 5 6 7 8 9 10 </div> | | | | | |
| <div style="display: flex; justify-content: space-around;"> <div style="border: 2px solid black; width: 40px; height: 40px;"></div> <div style="border: 2px solid black; width: 40px; height: 40px;"></div> </div> <div style="display: flex; justify-content: space-around; font-weight: bold;"> 11 12 </div> | | | | | |
| <div style="display: flex; justify-content: space-around;"> <div style="border: 2px solid black; width: 40px; height: 40px;"></div> <div style="border: 2px solid black; width: 40px; height: 40px;"></div> <div style="border: 2px solid black; width: 40px; height: 40px;"></div> </div> <div style="display: flex; justify-content: space-around; font-weight: bold;"> 13 14 15 </div> | | | | | |